

## EGGSHELL GLO ENAMEL

### Oil Based Satin Finish

Medium Oil Alkyd

#### Description

A fully washable, hard wearing paint providing a smooth eggshell suede finish.


#### Recommended Uses

Use in high traffic areas to provide protection to wood, metal and previously painted interior walls.

#### Technical Data


Fineness of grind	25 micron
Consistency at 23°C	80 Krebb Units
Drying time:	2 hours
Surface dry	6 hours
Hard dry	Very good to surfaces mentioned
Adhesion	White
Colour	Eggshell suede finish
Appearance	Good (conical mandrell)
Flexibility	Very good
Resistance to cold water	Good - high aromatics should be avoided
Resistance to solvents	1.2kg/l
Specific gravity	Pass
Impact resistance	9 m <sup>2</sup> /l per coat
Average spreading rate	70 microns
Recommended dry film thickness	(2 coats at 100 microns wet film thickness each)

#### CLEANING




Clean equipment with Turps

#### SURFACE PREP



Remove loose flaking paint  
Sand, dust + clean  
Apply correct primers + undercoats

#### APPLICATION METHOD



Roller  
Brush  
Spray

Figures represent approximate values.